



## Hydraulic rams 230V AC Without control board

### Stroke 270mm

COD.	Art.			OTHER CHARACTERISTICS
624000	<b>602</b>	● ● ●	270mm	Self-locking in closed position only, for leaves up to 2m lenght
624050	<b>602L</b>	● ● ●	270mm	Self-locking in closed position only, slow version, for leaves up to 2,5m lenght
624010	<b>603</b>	● ● ●	270mm	Self-locking in open and closed position, for leaves up to 2m lenght
624060	<b>603L</b>	● ● ●	270mm	Self-locking in open and closed position, slow version, for leaves up to 2,5m lenght
624020	<b>604</b>	● ● ●	270mm	<b>Not self-locking</b> , for leaves up to 2,5m lenght
624070	<b>604L</b>	● ● ●	270mm	<b>Not self-locking</b> , slow version, for leaves up to 3m lenght

**All models have:** fixing plates to be welded included (art. 0/653)

**Control board to complete the installation:** control board cod. 677610 art. NET230N/C (with box)

\* In order to respect the limit of impact forces foreseen by EN 12453-1, you must use the external safety devices in compliance with EN 12978.

### Stroke 400mm

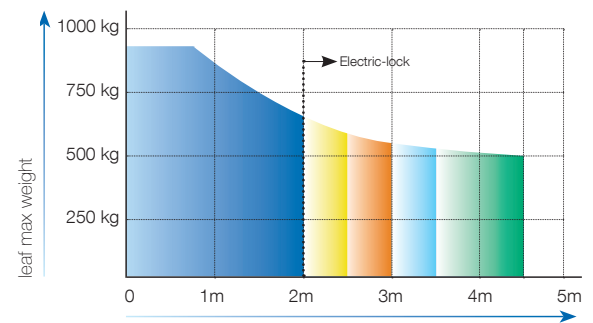
COD.	Art.			OTHER CHARACTERISTICS
624030	<b>605</b>	● ● ●	400mm	Self-locking in open and closed position, for leaves up to 2,5m lenght
624080	<b>605L</b>	● ● ●	400mm	Self-locking in open and closed position, slow version, for leaves up to 3m lenght
624040	<b>606</b>	● ● ●	400mm	<b>Not self-locking</b> , for leaves up to 3,5m lenght
624090	<b>606L</b>	● ● ●	400mm	<b>Not self-locking</b> , slow version, for leaves up to 4,5m lenght

**All models have:** fixing plates to be welded included (art. 0/653)

**Control board to complete the installation:** control board cod. 677610 art. NET230N/C (with box)

\* In order to respect the limit of impact forces foreseen by EN 12453-1, you must use the external safety devices in compliance with EN 12978.

### GUIDE TO USE

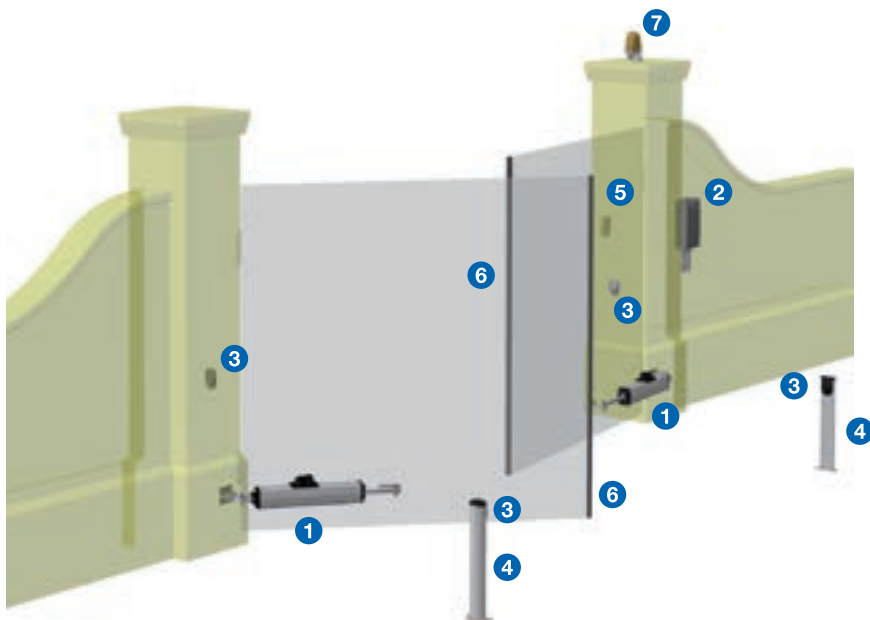


- = models 602 - 603
- = models 602L - 603L - 604 - 605
- = models 604L - 605L
- = model 606
- = model 606L

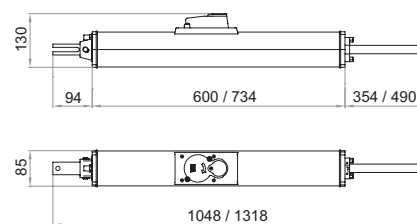
TECHNICAL INFO	602 603 604	605 606	602L 603L 604L	605L 606L
Motor power supply (V)	230V AC ± 10 % (50/60 Hz)			
Maximum power absorption (W)	170	170	170	170
Max thrust (N)	3200	3200	3200	3200
Max traction force (N)	2600	2600	2600	2600
Duty cycle (cycles/hours)	60	50	50	40
N. max cycles in 24h.	480	400	400	320
Built-in capacitor (µF)	8	8	8	8
Operating temperature (°C)	-20 ÷ 50	-20 ÷ 50	-20 ÷ 50	-20 ÷ 50
Motor thermal protection (°C)	130	130	130	130
90° Opening time (s)	21	31	30	40
Weight with packing (Kg)	11,4	13	11,4	13
Protection level	IP55	IP55	IP55	IP55



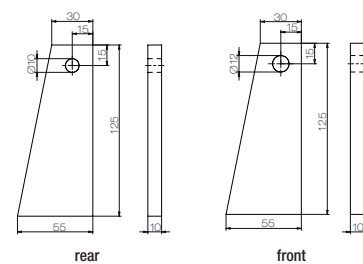
EXAMPLE OF A TYPICAL INSTALLATION




DIMENSIONS



FIXING PLATES




**1**



Cod. 624000  
**Art. 602**  
Hydraulic automations for swing gates

**2**




Cod. 677610  
**Art. NET230N/C**  
Universal digital control board for 1 or 2 operators, 230V with or without magnetic encoder (with box)

**3**



Cod. 662030  
**Art. 104LUX**  
Pair of adjustable (15°) surface mounted photocells

**4**



Cod. 664000  
**Art. PILLY/60**  
Pair of aluminium columns for photocells, height 55 cm

**5**



Cod. 663060  
**Art. KYO**  
Aluminium vandal-proof keyswitch, surface mounted.

**6**



Cod. 171039  
**Art. CR-20**  
Safety edge with resistance 2m according to EN12978

**7**



Cod. 661062  
**Art. LED230AI**  
Led flashing light 230V with built-in antenna 433MHz

**Art. TR2**



Cod. 672580  
**Art. TR2**  
2 channels remote control  
Black version art. TR2N also available (page 132)

**Art. 127**

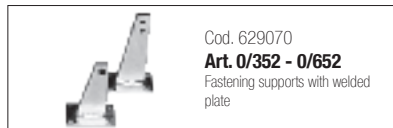


Cod. 668010  
**Art. 127**  
Warning sign

## SPECIFIC ACCESSORIES



Cod. 350360  
**Art. 0/351 - 0/651**  
Fixing plate 100x60mm

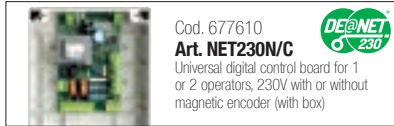


Cod. 629070  
**Art. 0/352 - 0/652**  
Fastening supports with welded plate



Cod. 629250  
**Art. COL 515**  
Anti-falling stainless steel cable with 2 holes for swing doors

## OTHER ACCESSORIES



Cod. 677610  
**Art. NET230N/C**  
Universal digital control board for 1 or 2 operators, 230V with or without magnetic encoder (with box)



Cod. 672590  
**Art. TR4**  
4 channels remote control Black version art. TR4N also available (page 132)



Cod. 662044  
**Art. LINEAR**  
Pair of adjustable photocells (180°) with possibility of synchronized operating. Range 20m



Cod. 663060  
**Art. KYO**  
Aluminium vandal-proof keyswitch, surface mounted.



Cod. 664000  
**Art. PILLY/60**  
Pair of aluminium columns for photocells, height 55 cm



Cod. 136006  
**Art. 110V**  
Empty electric lock (without European cylinder) with ground selvage



Cod. 171039  
**Art. CR-20**  
Resistive safety edge 2m, according to EN12978



Cod. 661062  
**Art. LED230AI**  
Led flashing light 230V with built-in antenna 433MHz



Cod. 662020  
**Art. 104MINILUX**  
Pair of surface mounted photocells.



Cod. 662043  
**Art. LINEAR/B**  
Pair of adjustable photocells (180°) with bx supplied by a LiIon battery. Range 7/15m



Cod. 663280  
**Art. DIGIRAD**  
Wireless keypad



Cod. 664010  
**Art. PILLY/120**  
Pair of aluminium columns for photocells, height 100cm



Cod. 136005  
**Art. D**  
Double European cylinder



Cod. 171040  
**Art. CR-25**  
Resistive safety edge 2,5m, according to EN12978



Cod. 672580  
**Art. TR2**  
2 channels remote control Black version art. TR2N also available (page 132)



Cod. 662030  
**Art. 104LUX**  
Pair of adjustable (15°) surface mounted photocells



Cod. 681060  
**Art. COVER**  
Vandal-proof aluminium cover for art. LINEAR and LINEAR/B



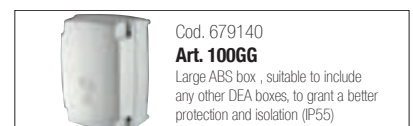
Cod. 664020  
**Art. PILLY/base**  
Pair of fixing plates for columns to be cemented.



Cod. 136024  
**Art. 1100**  
Horizontal electric lock complete with double cylinder and horizontal selvage



Cod. 136004  
**Art. M**  
Half European cylinder



Cod. 679140  
**Art. 100GG**  
Large ABS box, suitable to include any other DEA boxes, to grant a better protection and isolation (IP55)